



# Report for PLIR 2050 - 001 Intro to Political Economy Melle Scholten

Project Title: **2023 Summer Course Evaluation**

Course Audience: **9**  
Responses Received: **5**  
Response Ratio: **55.56%**

---

## Report Comments

**Summer 2023 Individual Instructor Report by Section.**

### Final Report

Course Name: PLIR 2050 - 001 Intro to Political Economy  
Instructor Name: Melle Scholten

Evaluation Start Date: Jul 9 2023 12:00AM  
Evaluation End Date: Jul 17 2023 12:00AM

---

Creation Date: **Monday, August 28, 2023**

## Summer 2023 Questionnaire

### Course Preparation:

1. The average number of hours (per week) that I spent outside of class preparing for PLIR 2050 - 001 Intro to Political Economy :
  - Less than 1
  - 1-3
  - 4-6
  - 7-9
  - 10 or more

### Course Questions:

Answer the following questions based on your experience in PLIR 2050 - 001 Intro to Political Economy.  
(*Strongly Disagree, Disagree, Neutral, Agree, Strongly Agree*)

- 1)The course increased my enthusiasm for the topic.
- 2)Through this course I gained a deeper understanding of the subject matter.
- 3)I had access to the course materials I needed to learn, including access to required textbooks, course readings, technology tools, and other materials required for class assignments and projects.

**\* If the above question generates a negative response, a branching question will be generated:**

3-A) You disagreed or strongly disagreed that you did not have access to the course materials you needed to learn. Please review the options below and select any of the reasons that may better describe what affected your access to course materials.

- Internet speed and reliability
- Internet connectivity
- It was difficult to obtain hand-on materials needed for the course
- I didn't have the funds to purchase the course materials
- The instructor didn't provide the course materials needed to learn
- Other: Please Specify

### Learning Activities Question:

To what extent did the following learning activities contribute to your learning? (A Lot, A Moderate Amount, A Little, Not At All)

- Real-time lecture
- Recorded lectures
- Recorded video demonstrations
- Hands-on activities
- Real-time, whole-class discussion
- Real-time small-group discussion
- Online discussion boards
- Office hours

### Open Comment Questions (Course):

- 1) Please tell us briefly how any of the above learning activities (or other activities not included above) contributed to your learning in this course.
- 2) What would you like the instructor and university administrators to know about your experience in this course?

### Instructor Questions:

Answer the following questions based on your experience with Melle Scholten. Your constructive feedback will help your instructor identify what went well and ways to improve the course in the future.  
(*Strongly Disagree, Disagree, Neutral, Agree, Strongly Agree*)

- 1) The instructor clearly communicated the course schedule and expectations for participation (e.g., readings, discussions).

- 2) The instructor clearly communicated the course learning objectives.
- 3) The instructor implemented learning activities and assignments that allowed me to demonstrate understanding of the course material.
- 4) The instructor provided me prompt and useful feedback on my learning.
- 5) The instructor provided opportunities for my active participation.
- 6) The instructor was available to help support my learning.
- 7) The instructor fostered an environment where I felt valued as an individual and that I belonged in the class.
- 8) Overall, the instructor was an effective teacher.
- 9) The instructor created an environment that respected difference and welcomed diverse perspectives.

**\* A positive or negative response to the above question will generate a follow-up comment question.**

9A) You selected "AGREE or STRONGLY AGREE" on the previous question: Please give specific examples as to how Melle Scholten created an environment that respected difference and welcomed diverse perspectives.

9B) You selected "DISAGREE or STRONGLY DISAGREE" on the previous question: Please give specific examples as to how Melle Scholten did not create an environment that respected difference and welcomed diverse perspectives.

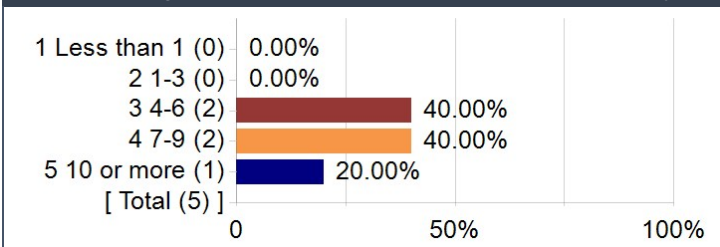
**Open Comment Question (Instructor):**

Your response to the open-ended question below will be shared only with Melle Scholten. If this course was taught by multiple instructors, you will have the opportunity to provide feedback to each. Please avoid using instructors' names in your responses to ensure confidentiality.

- 1) What constructive suggestions do you have to help Melle Scholten improve this course for future students?
-

## Student Preparation

The average number of hours (per week) that I spent outside of class preparing for PLIR 2050 - 001 Intro to Political Economy:



Statistics	Value
Response Count	5
Mean	3.80
Median	4.00
Standard Deviation	0.84

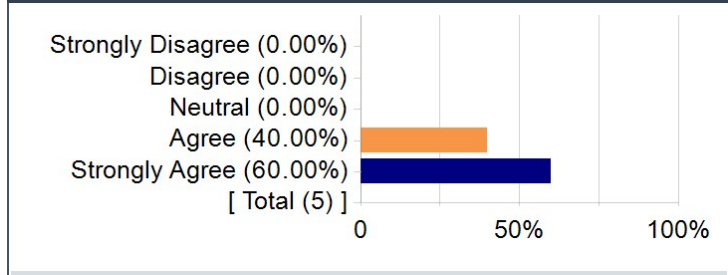
## Course Questions

Mean values are displayed below.

Scale 1 = Strongly Disagree 2 = Disagree 3 = Neutral 4 = Agree 5 = Strongly Agree

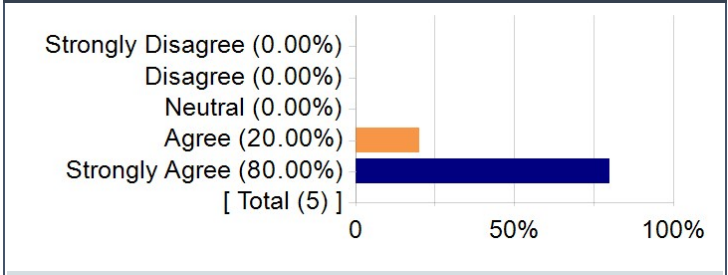
Question	Course (PLIR 2050 001)		Department (POLT)		School (CGAS)		Institution (University of Virginia)	
	Response Count	Mean	Response Count	Mean	Response Count	Mean	Response Count	Mean
The course increased my enthusiasm for the topic.	5	4.60	86	4.69	1454	4.14	3425	4.19
Through this course I gained a deeper understanding of the subject matter.	5	4.80	86	4.85	1454	4.50	3425	4.48
I had access to the course materials I needed to learn, including access to required textbooks, course readings, technology tools, and other materials required for class assignments and projects.	5	4.80	86	4.88	1456	4.63	3426	4.59

1. The course increased my enthusiasm for the topic.



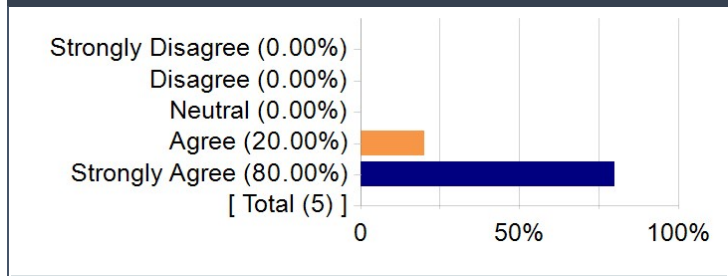
Options	Score	Count	Percentage
Strongly Disagree	1	0	0.00%
Disagree	2	0	0.00%
Neutral	3	0	0.00%
Agree	4	2	40.00%
Strongly Agree	5	3	60.00%
Statistics			Value
Mean			4.60
Median			5.00
Standard Deviation			0.55

2. Through this course I gained a deeper understanding of the subject matter.



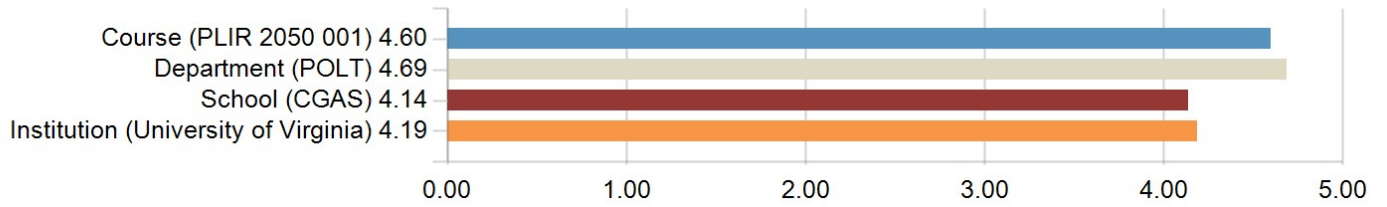
Options	Score	Count	Percentage
Strongly Disagree	1	0	0.00%
Disagree	2	0	0.00%
Neutral	3	0	0.00%
Agree	4	1	20.00%
Strongly Agree	5	4	80.00%
Statistics			Value
Mean			4.80
Median			5.00
Standard Deviation			0.45

3. I had access to the course materials I needed to learn, including access to required textbooks, course readings, technology tools, and other materials required for class assignments and projects.

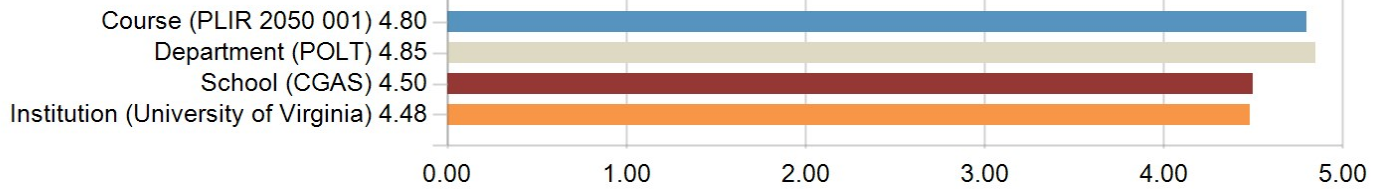


Options	Score	Count	Percentage
Strongly Disagree	1	0	0.00%
Disagree	2	0	0.00%
Neutral	3	0	0.00%
Agree	4	1	20.00%
Strongly Agree	5	4	80.00%
Statistics			Value
Mean			4.80
Median			5.00
Standard Deviation			0.45

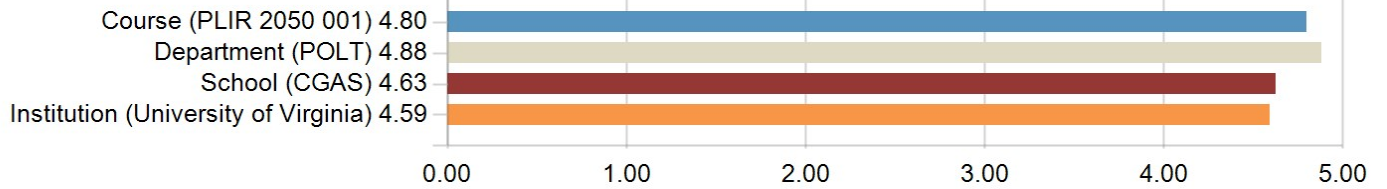
1. The course increased my enthusiasm for the topic.



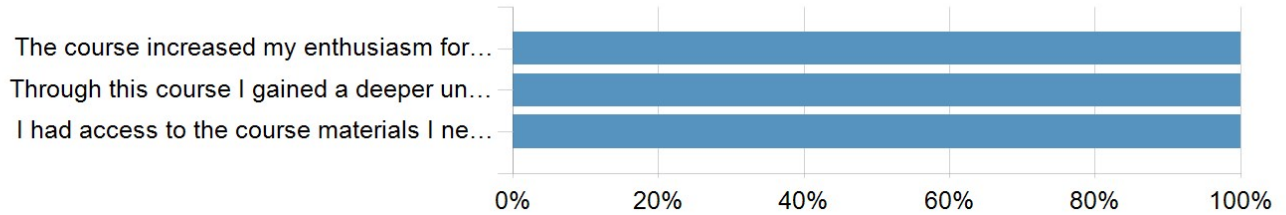
2. Through this course I gained a deeper understanding of the subject matter.



3. I had access to the course materials I needed to learn, including access to required textbooks, course readings, technology tools, and other materials required for class assignments and projects.



■ Strongly Agree / Agree    
 ■ Neutral    
 ■ Strongly Disagree / Disagree



## Learning Activities

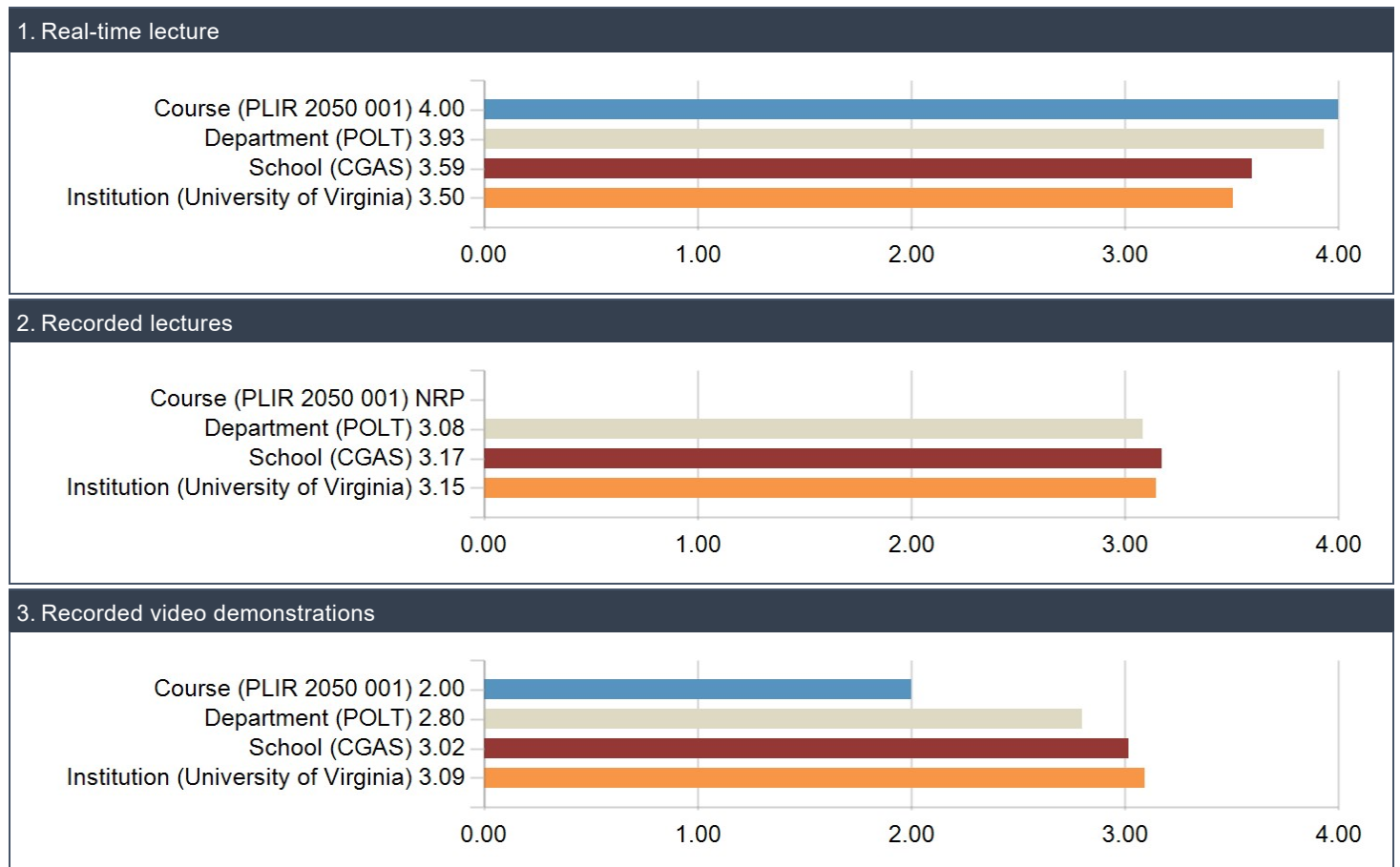
Mean values are displayed below.

Scale: 1 = Not at All 2 = A Little 3 = A Moderate Amount 4 = A Lot

### Learning Activities: To what extent did the following learning activities contribute to your learning?

Question	Course (PLIR 2050 001)		Department (POLT)		School (CGAS)		Institution (University of Virginia)	
	Response Count	Mean	Response Count	Mean	Response Count	Mean	Response Count	Mean
Real-time lecture	5	4.00	86	3.93	1200	3.59	2579	3.50
Recorded lectures	0	NRP	24	3.08	746	3.17	1876	3.15
Recorded video demonstrations	1	2.00	20	2.80	671	3.02	1706	3.09
Hands-on activities	1	3.00	46	3.50	946	3.36	2365	3.47
Real-time whole-class discussion	5	3.80	81	3.77	1132	3.42	2474	3.37
Real-time small-group discussion	0	NRP	73	3.44	1027	3.27	2275	3.32
Online discussion boards	1	4.00	33	2.85	563	2.60	1890	2.95
Office hours	2	3.00	44	3.50	851	2.97	1774	2.97

### Learning Activities: To what extent did the following learning activities contribute to your learning?





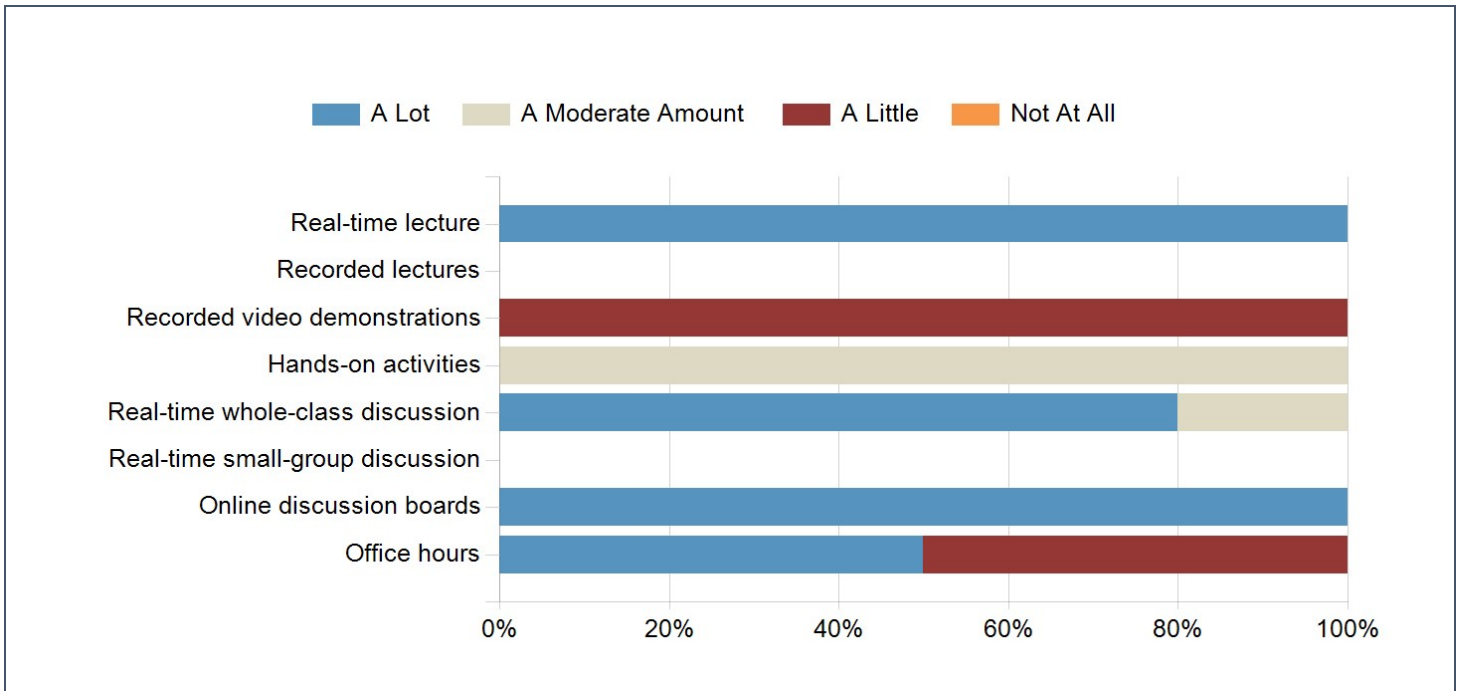


**Learning Activities: To what extent did the following learning activities contribute to your learning?**

1. Real-time lecture					2. Recorded lectures				
<p>Not At All (0.00%) A Little (0.00%) A Moderate Amount (0.00%) A Lot (100.00%) [ Total (5) ]</p>					<p>Not At All (0.00%) A Little (0.00%) A Moderate Amount (0.00%) A Lot (0.00%) [ Total (0) ]</p>				
Options	Score	Count	Percentage		Options	Score	Count	Percentage	
Not At All	1	0	0.00%		Not At All	1	0	0.00%	
A Little	2	0	0.00%		A Little	2	0	0.00%	
A Moderate Amount	3	0	0.00%		A Moderate Amount	3	0	0.00%	
A Lot	4	5	100.00%		A Lot	4	0	0.00%	
Statistics				Value	Statistics				Value
Mean				4.00	Mean				NRP
Median				4.00	Median				NRP
Standard Deviation				0.00	Standard Deviation				NRP
3. Recorded video demonstrations					4. Hands-on activities				
<p>Not At All (0.00%) A Little (100.00%) A Moderate Amount (0.00%) A Lot (0.00%) [ Total (1) ]</p>					<p>Not At All (0.00%) A Little (0.00%) A Moderate Amount (100.00%) A Lot (0.00%) [ Total (1) ]</p>				
Options	Score	Count	Percentage		Options	Score	Count	Percentage	
Not At All	1	0	0.00%		Not At All	1	0	0.00%	
A Little	2	1	100.00%		A Little	2	0	0.00%	
A Moderate Amount	3	0	0.00%		A Moderate Amount	3	1	100.00%	
A Lot	4	0	0.00%		A Lot	4	0	0.00%	
Statistics				Value	Statistics				Value
Mean				2.00	Mean				3.00
Median				2.00	Median				3.00
Standard Deviation				N/A	Standard Deviation				N/A

5. Real-time whole-class discussion					6. Real-time small-group discussion				
<p>Not At All (0.00%) A Little (0.00%) A Moderate Amount (20.00%) A Lot (80.00%) [ Total (5) ]</p>					<p>Not At All (0.00%) A Little (0.00%) A Moderate Amount (0.00%) A Lot (0.00%) [ Total (0) ]</p>				
Options	Score	Count	Percentage		Options	Score	Count	Percentage	
Not At All	1	0	0.00%		Not At All	1	0	0.00%	
A Little	2	0	0.00%		A Little	2	0	0.00%	
A Moderate Amount	3	1	20.00%		A Moderate Amount	3	0	0.00%	
A Lot	4	4	80.00%		A Lot	4	0	0.00%	
Statistics				Value	Statistics				Value
Mean				3.80	Mean				NRP
Median				4.00	Median				NRP
Standard Deviation				0.45	Standard Deviation				NRP
7. Online discussion boards					8. Office hours				
<p>Not At All (0.00%) A Little (0.00%) A Moderate Amount (0.00%) A Lot (100.00%) [ Total (1) ]</p>					<p>Not At All (0.00%) A Little (50.00%) A Moderate Amount (0.00%) A Lot (50.00%) [ Total (2) ]</p>				
Options	Score	Count	Percentage		Options	Score	Count	Percentage	
Not At All	1	0	0.00%		Not At All	1	0	0.00%	
A Little	2	0	0.00%		A Little	2	1	50.00%	
A Moderate Amount	3	0	0.00%		A Moderate Amount	3	0	0.00%	
A Lot	4	1	100.00%		A Lot	4	1	50.00%	
Statistics				Value	Statistics				Value
Mean				4.00	Mean				3.00
Median				4.00	Median				3.00
Standard Deviation				N/A	Standard Deviation				1.41

**Learning Activities: To what extent did the following learning activities contribute to your learning?**



**Please tell us briefly how any of the above learning activities (or other activities not included above) contributed to your learning in this course.**

Comments
I really liked the half lecture half discussion based format of this class, I felt that it gave us plenty of opportunity to learn about theories and concepts in lecture, and then apply them to real life situations and current events in discussion.
Very straightforward course — lecture learning the content of the topic we were covering for the day, much of the impetus to prepare for the discussion portion of class fell on us as students
This discussion and news report assignment set up is really helpful!

---

## Course Comments

**What would you like the instructor and university administrators to know about your experience in this course?**

Comments
I absolutely loved this course, and it was a great way to spend my first course at UVA, The small class size and set time for discussion really allowed for student engagement, which I thought was crucial to my understanding of the material. I generally am not the biggest fan of learning economic theory due to a usual overload of charts, graphs, etc., but this course was well designed and accessible to anyone, especially if a student has an interest in foreign affairs or government in general. Overall, an amazing course and I would highly recommend.
I enjoyed the structure of the course as it definitely contributed to my knowledge of the subject matter. I believe it works very well as a summer course.
This was the first time I've taken any course relating to political economy specifically, and it was a really great experience to have it introduced to me by someone as passionate and knowledgeable as Prof. Scholten. At times the concepts were a little difficult to grasp in the readings, depending on the background of the author, but generally it all made a lot more sense after Prof. Scholten broke it down to the nuts and bolts during class. Our professor was super accessible and approachable, and was always very gracious to everyone in our class.
This class is the awesome!

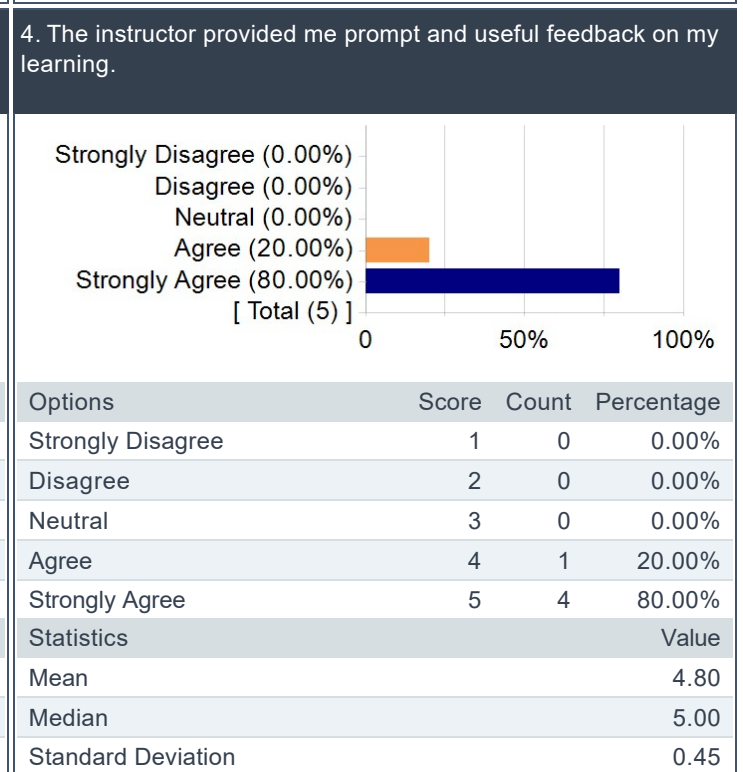
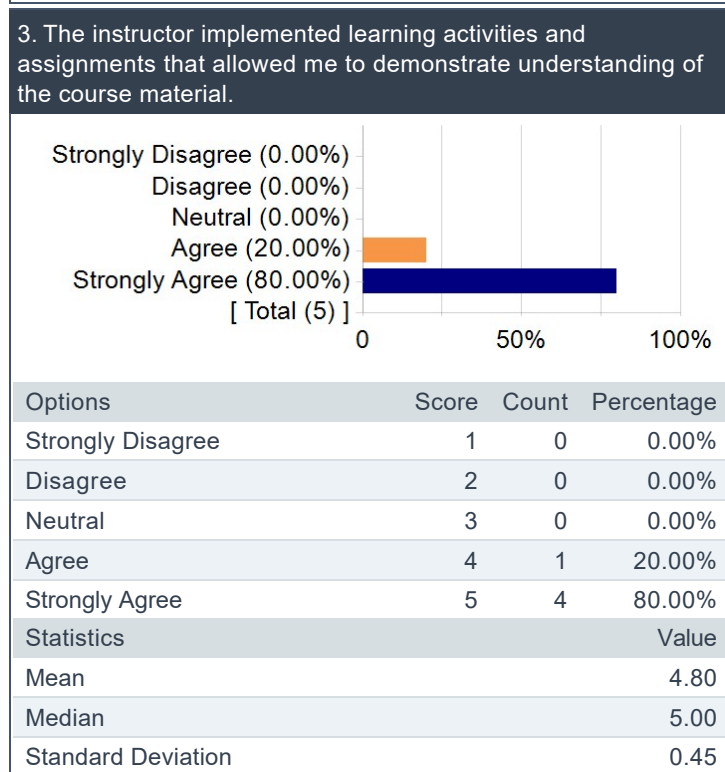
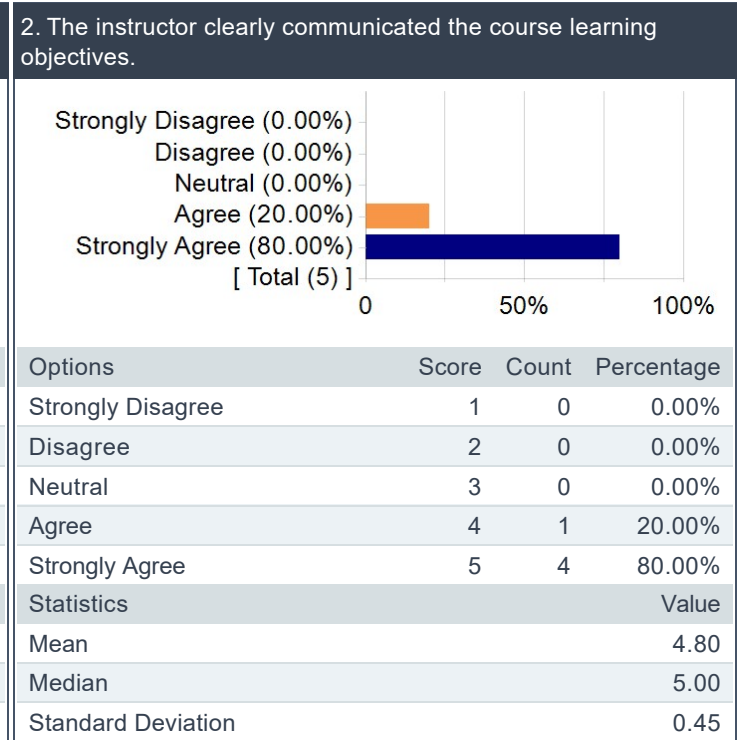
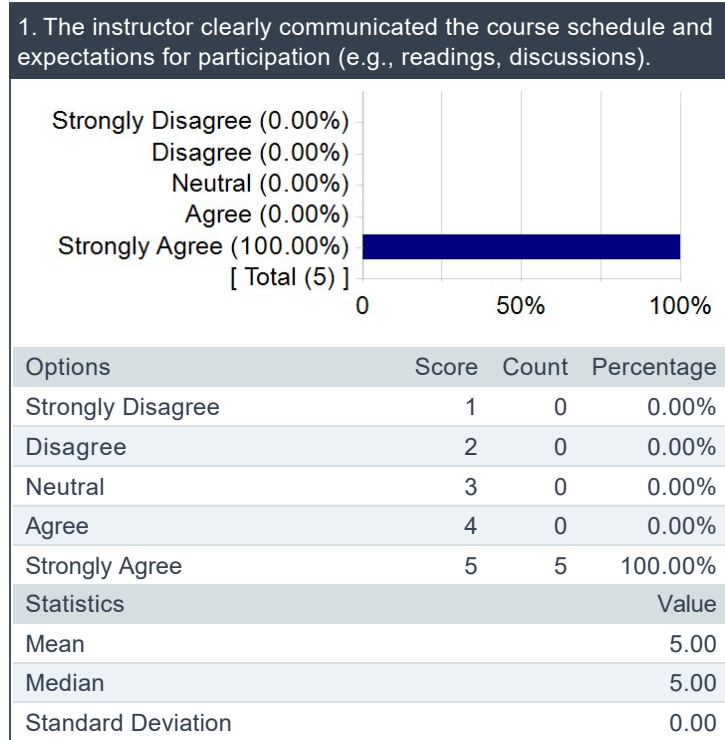
---

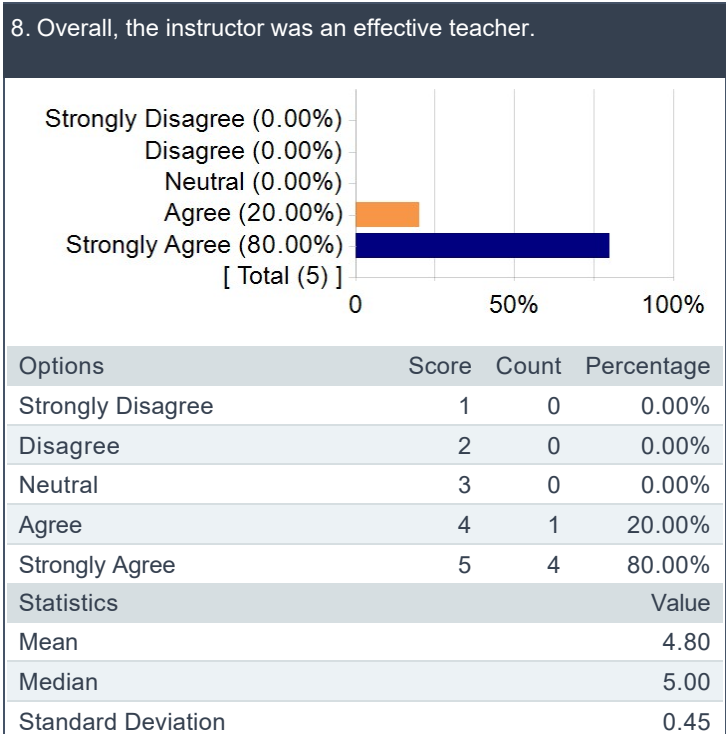
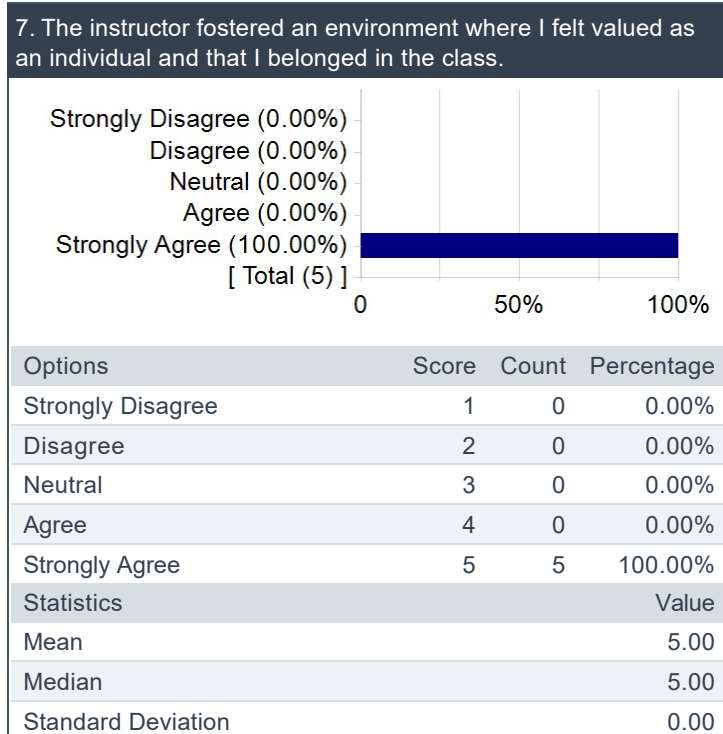

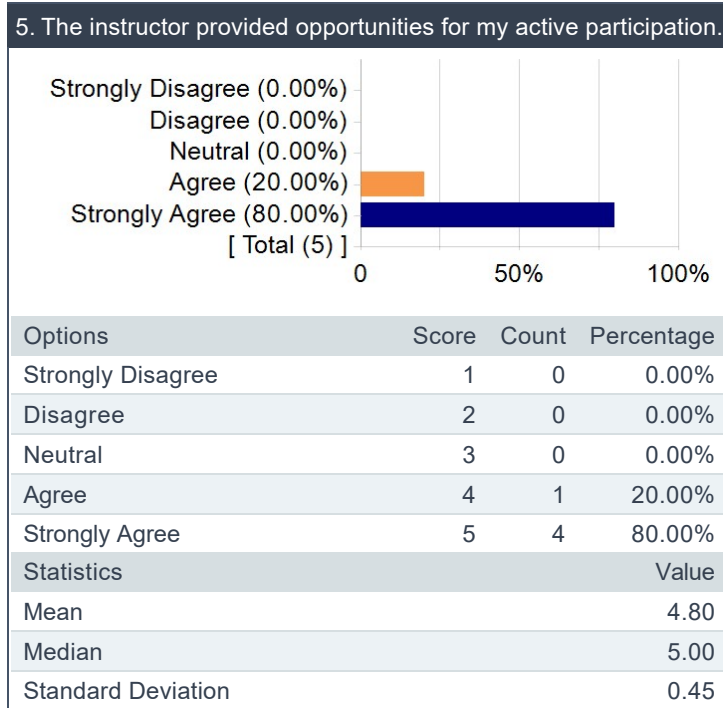
## Instructor Questions

Mean values are displayed below.

Scale 1 = Strongly Disagree 2 = Disagree 3 = Neutral 4 = Agree 5 = Strongly Agree

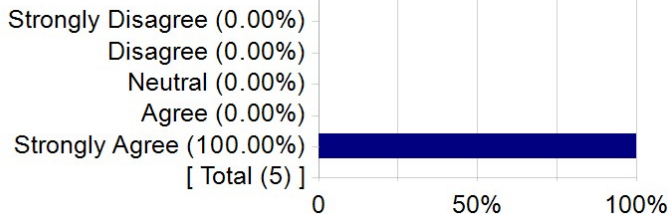
Question	Instructor Average - this course		Instructor Average - all courses (ms2xj Melle Scholten)		Department (POLT)		School (CGAS)	
	Response Count	Mean	Response Count	Mean	Response Count	Mean	Response Count	Mean
The instructor clearly communicated the course schedule and expectations for participation (e.g., readings, discussions).	5	5.00	5	5.00	86	4.73	1487	4.54
The instructor clearly communicated the course learning objectives.	5	4.80	5	4.80	86	4.70	1486	4.54
The instructor implemented learning activities and assignments that allowed me to demonstrate understanding of the course material.	5	4.80	5	4.80	86	4.66	1487	4.49
The instructor provided me prompt and useful feedback on my learning.	5	4.80	5	4.80	86	4.59	1487	4.29
The instructor provided opportunities for my active participation.	5	4.80	5	4.80	85	4.80	1483	4.47
The instructor was available to help support my learning.	5	4.80	5	4.80	86	4.76	1484	4.54
The instructor fostered an environment where I felt valued as an individual and that I belonged in the class.	5	5.00	5	5.00	86	4.86	1485	4.49
Overall, the instructor was an effective teacher.	5	4.80	5	4.80	86	4.84	1482	4.51
The instructor created an environment that respected difference and welcomed diverse perspectives.	5	5.00	5	5.00	86	4.79	1487	4.41





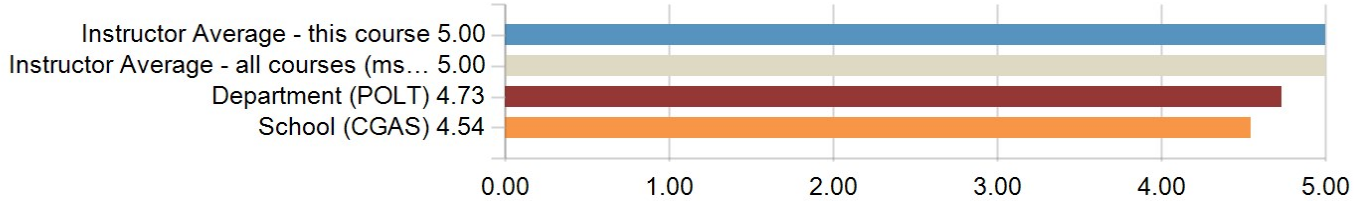


9. The instructor created an environment that respected difference and welcomed diverse perspectives.

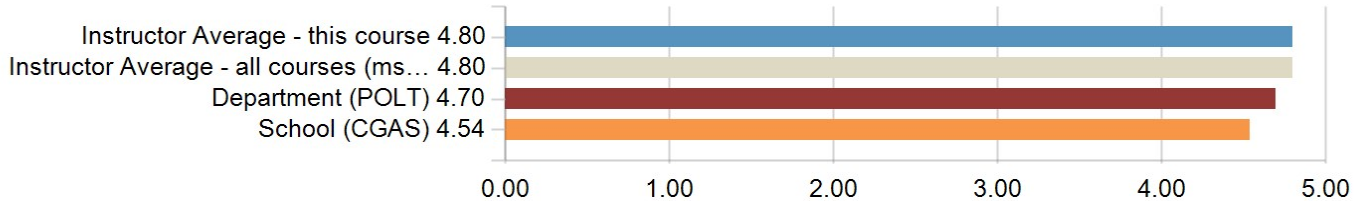


Options	Score	Count	Percentage
Strongly Disagree	1	0	0.00%
Disagree	2	0	0.00%
Neutral	3	0	0.00%
Agree	4	0	0.00%
Strongly Agree	5	5	100.00%
Statistics			Value
Mean			5.00
Median			5.00
Standard Deviation			0.00

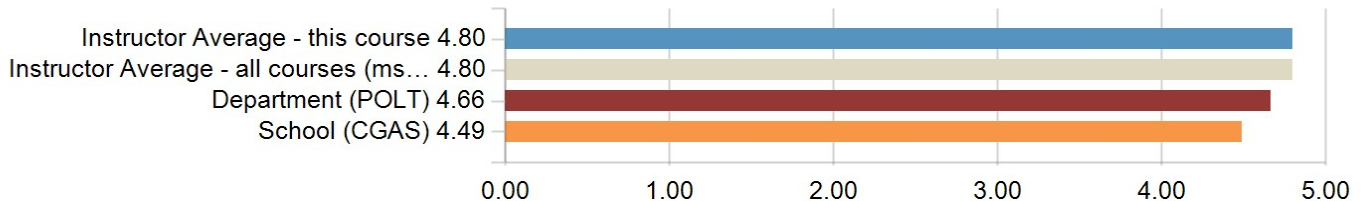
1. The instructor clearly communicated the course schedule and expectations for participation (e.g., readings, discussions).



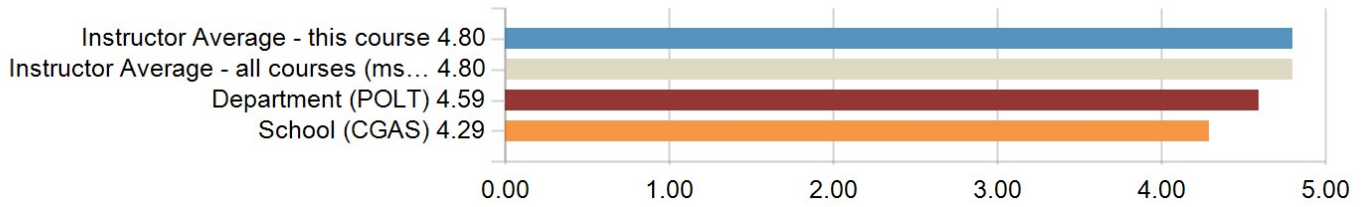
2. The instructor clearly communicated the course learning objectives.



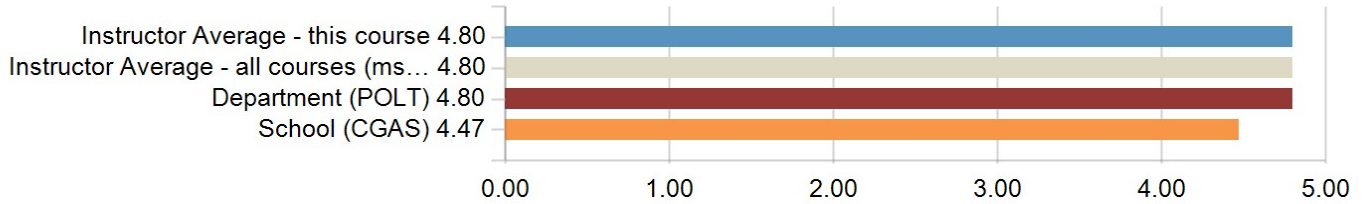
3. The instructor implemented learning activities and assignments that allowed me to demonstrate understanding of the course material.



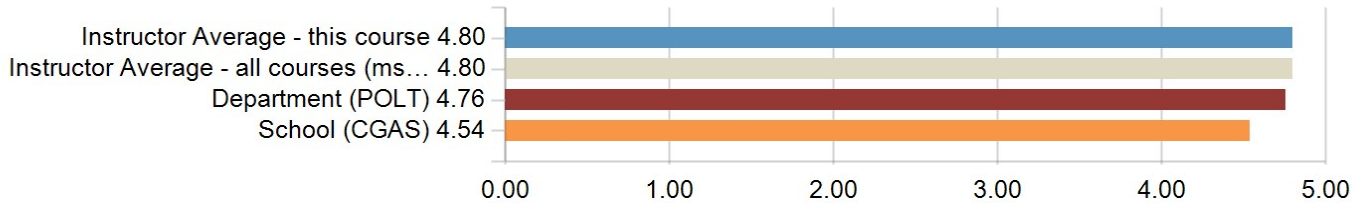
4. The instructor provided me prompt and useful feedback on my learning.



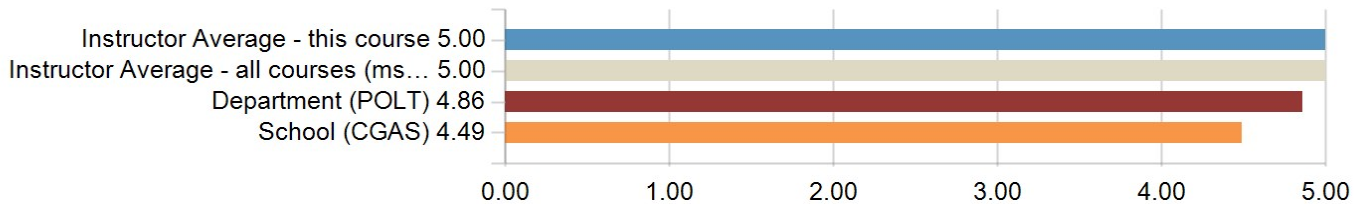
5. The instructor provided opportunities for my active participation.



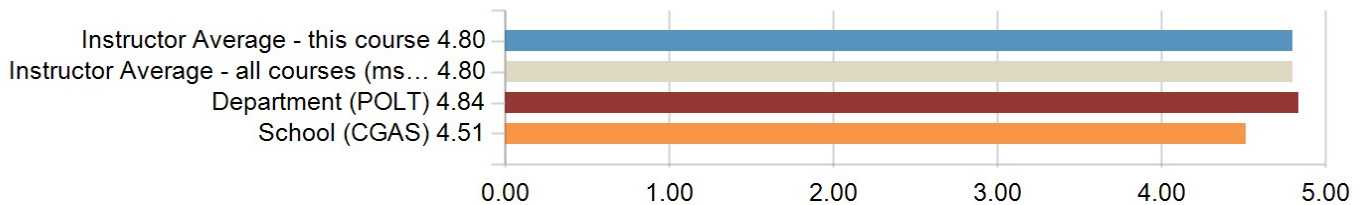
6. The instructor was available to help support my learning.



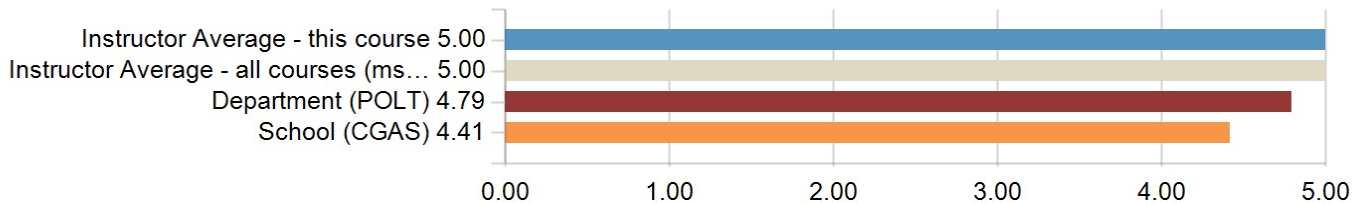
7. The instructor fostered an environment where I felt valued as an individual and that I belonged in the class.

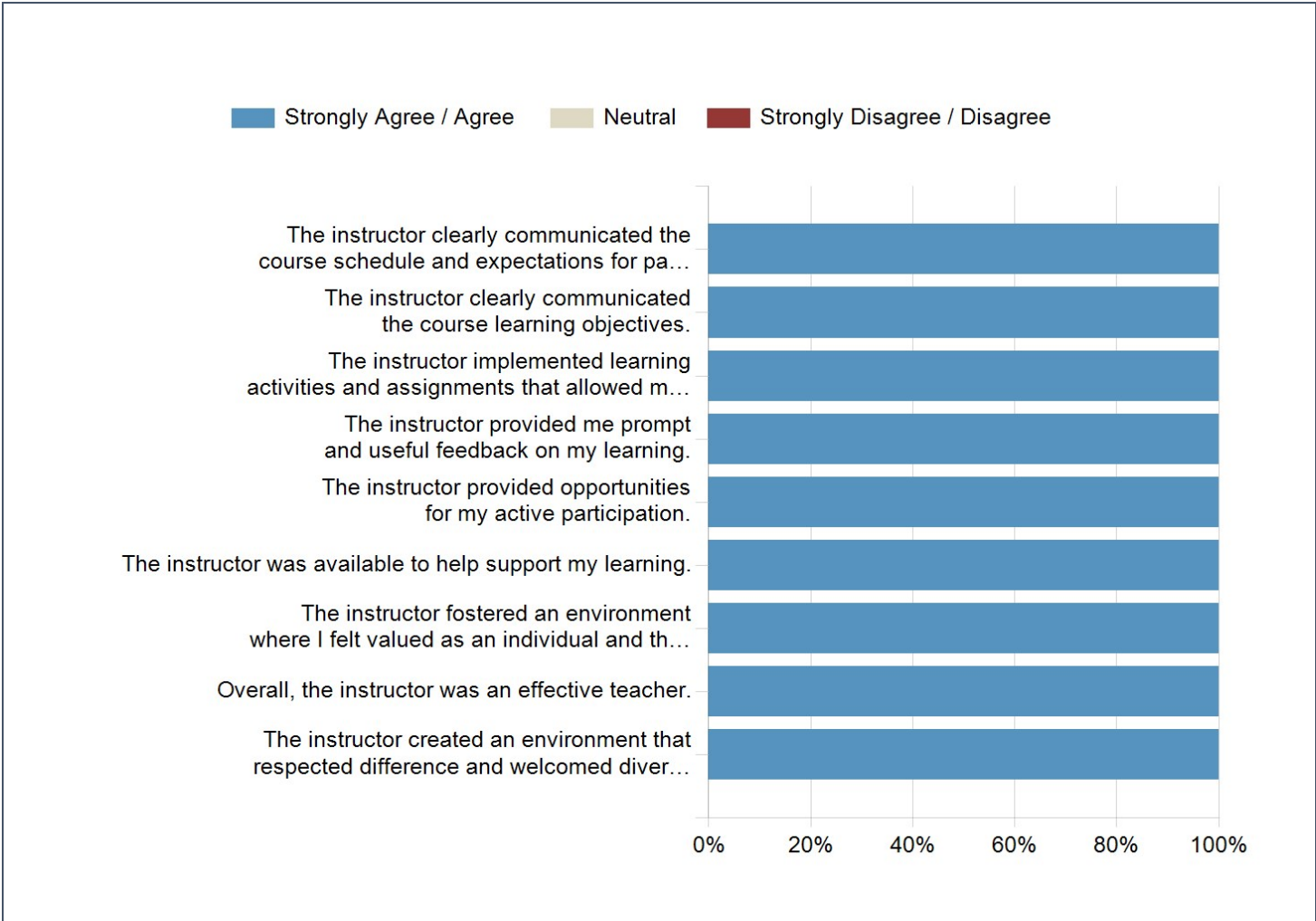


8. Overall, the instructor was an effective teacher.



9. The instructor created an environment that respected difference and welcomed diverse perspectives.





**You selected "AGREE or STRONGLY AGREE" on the previous question: Please give specific examples as to how Melle Scholten created an environment that respected difference and welcomed diverse perspectives.**

Comments
Professor Scholten, while never implementing his own opinion on any of the topics, provided the framework and tools for which students could answer looming questions on political economy. Professor Scholten always allowed for an open discussion from all students, and never limited any student because of their particular view on a topic.
Our class had a few international students that provided unique anecdotes or perspectives on some of the topics we covered, and Prof. Scholten always allowed anyone to share anything they felt was important. We all seemed to have come from diverse backgrounds and Prof. Scholten always paid equally diligent attention to any of our questions to make us all feel welcome to share or discuss anything we thought.

## Instructor Comments

**What constructive suggestions do you have to help Melle Scholten improve this course for future students?**

### Comments

My only suggestion, which you had already mentioned in class, would be to move the lecture on community to a prior week to align more with the race and gender lectures.

I thought this was a great course!

Something to possibly consider in the future is uploading the lecture slides prior to class, rather than after. Generally, Prof. Scholten added a lot of really great additional information during the lecture slides, and sometimes it was difficult to catch an additional relevant piece of information he may have talked about while focusing on writing down what is on the lecture slides. Most days I would have to go back and add the additional little supplemental tidbits afterwards. I think by making this change, it would allow both for higher-quality note-taking to supplement what is already on the slides, as well as helping with students staying better engaged with the lecture. As a student, when the bulk of your focus is on getting things written down, it sometimes causes your listening comprehension to suffer.